

SIMPLY
PERFECT



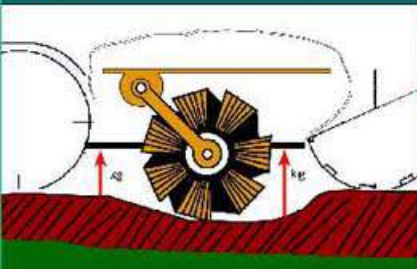
100 *elite*



 **DULEVO**®
INTERNATIONAL



1 S.B.S. SENSITIVE BRUSH SYSTEM



The last Patent made by DULEVO; it allows to keep a constant and invariable main brush pressure on the ground as previously set by the operator, but promptly and automatically adjusting it as requested by the ground conditions or by the waste material to be collected, with the guarantee of a perfect and continuous cleaning in any situation.

2 VARIABLE SPEED SIDE BROOM(S)

Following a market survey across a wide range of users, the speed of the side broom(s) controlled from the driving position is now infinitely variable between 50 and 90 rpm. This new important feature allows the machine to produce maximum cleaning results in all types of conditions and extends brush life by as much as 70 %.

3 THE FILTER SYSTEM, MADE FROM ROT-PROOF POLYESTER WITH AN EFFECTIVE FILTER SHAKING

Designed to filter even the finest dust (down to 3 micron), ensuring that this is the ideal machine for industrial environments with a high concentration of fine particles. Thanks to its special design the filter guarantees the maximum filter surface area possible (7.1 m²) in such a small space. Easy to dismantle and clean, the filter rarely requires changing and ensures that the filter system saves both time and money. The electrical filter shaking, juddering in all directions, guarantees the detachment and the drop of the dust in the hopper, which reduce the need of a periodical cleaning.

4 LARGE CAPACITY HIGH DUMP HOPPER WITH A MATERIAL COMPRESS SYSTEM

The waste hopper has been an effective capacity of 400 liters. The hopper door is closed hydraulically to compact debris prior to emptying. The hopper itself can be raised hydraulically from round level up to a maximum height of 1.5 meters, which enables the machine to dump into most of the waste skips currently in use. The case is positioned in the upper part of the hopper that enable the total access to the filter with a simple lever.

5 THE DIRECT-THROW SWEEPING SYSTEM "THE MOST EFFICIENT"

Sweeps any type of debris, from the finest dust to the larger heavier debris you find around the workplace. The waste hopper, which is placed immediately in front of the main broom ensures perfect sweeping results even when the broom is nearing the end of its useful life. Adjustment of the main broom pressure is made from the driving position and not only optimizes the sweeping results on uneven surfaces but also helps to extend brush life.

6 HIGH CAPACITY VACUUM FAN

Connected directly to a high speed hydraulic motor positioned inside the bonnet. The vacuum fan can be activated independently of the other control levers.




7 RAPID CHANGE OF BATTERIES

A totally ingenious system for the rapid change of batteries based on rolls (Version EH)

DULEVO®

100 elite



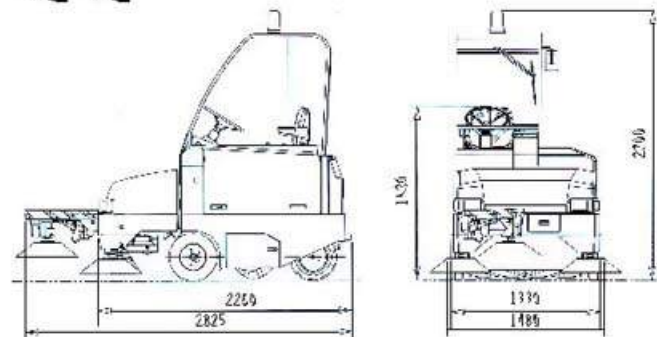


AT THE TOP OF ITS RANGE RELIABILITY FOREVER

TECHNICAL DATA

MAIN BROOM ONLY	mm	1300
WITH ONE SIDE BROOM ONLY	mm	1350
WITH TWO SIDE BROOMS	mm	1700
WITH THIRD SIDE BROOMS	mm	2000
DIAMETER OF SIDE BROOMS	mm	600
DIAMETER OF MAIN BROOM	mm	380
WASTE HOPPER CAPACITY	lit	400
MAXIMUM DUMPING HEIGHT	mm	1500
FILTER AREA	m	7.1
MAXIMUM SPEED	km/h	10.5
WEIGHT, UNLADEN (with driver, 70 kg)	Kg	1360/1400 2000 (Version EH)

SERVICE BRAKE	mechanical
PARKING BRAKE	mechanical
FRONT TYRES	pneumatic
REAR TYRES	pneumatic (super elastic version EH)
	130 DL 100 BF 100 EH

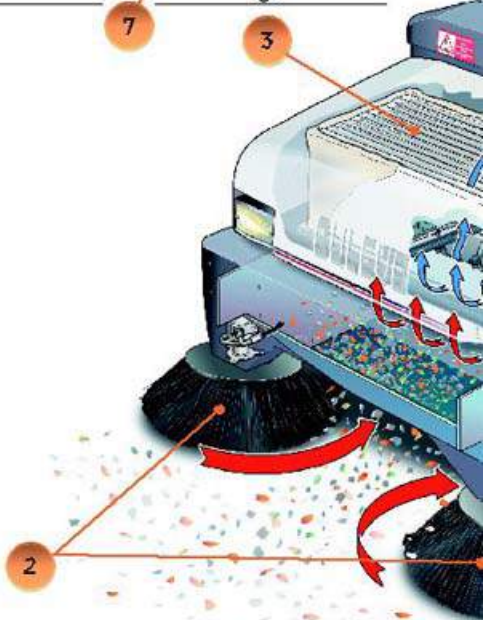
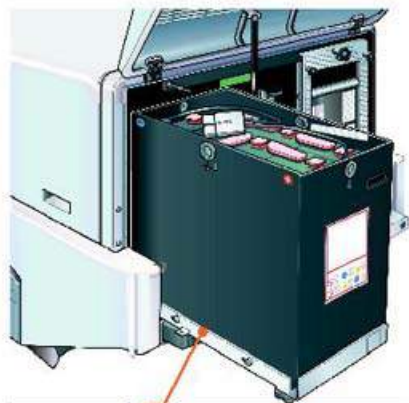


MOTOR

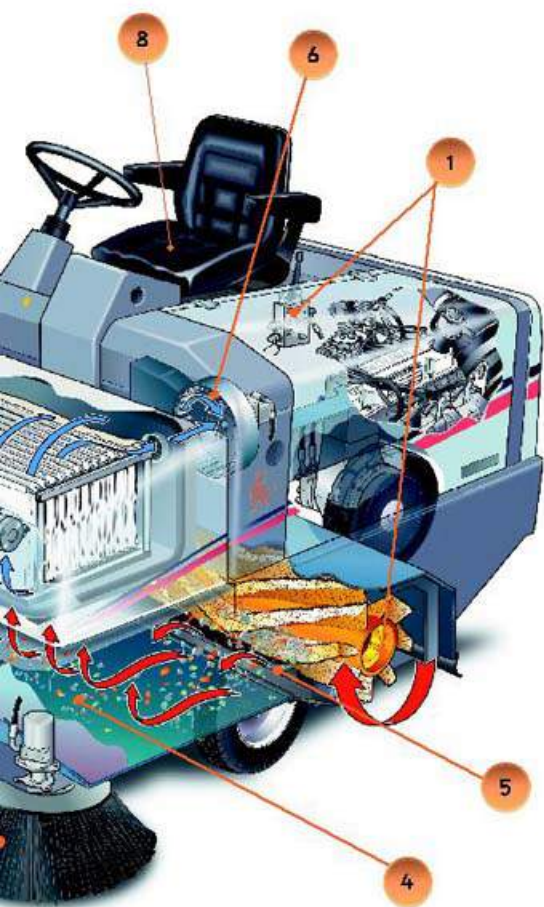
MANUFACTURER MODEL	LOMBARDINI	FORD	BEST MOTOR
	LDW 1303	V5G 413	
NUMBER OF CYLINDERS	3	4	
FUEL	diesel	Petrol/LPG	36V
MAXIMUM POWER	15kW (20.54 HP)	44 kW (60 HP)	4kW (5.45 HP)
RATED POWER IN WORKING	11,8kW (16 HP) at 2000 rpm	19,5kW (26.6 HP) at 2000 rpm	4kW

DIMENSIONS

LENGTH WITH THIRD BROOM	mm	2315
WIDTH	mm	1415
HEIGHT WITH CABIN OR ROOF	mm	2350



DULEVO®



Therefore the 100 Elite falls into a perfectly designed and structured range that offers the Client the possibility to choose between battery, petrol, P.L.G. or diesel powered units, sign of an absolute adaptability of the product for every type of work conditions.

8 OPERATOR COMFORT

La 100 Elite has been designed strong, ergonomic and intuitive, so that to offer the highest productivity for its class, long lasting reliability and a great comfort in its usage. Equipped with power steering, steering column, height-adjustable sprung seat with armrests and ergonomically positioned switches and controls, accelerator that directs the traction, control completely directed and managed electrically that guarantee the maximum comfort and handiness. The transfer and work speed is increased by 30 % that allows a maximum speed of 10.5 km/h. The 100 Elite has been designed to have an easy external access fuel point for convenience and safety.



QUIET OPERATION

The low noise levels on the 100 Elite that comply with the standards have been successfully obtained by optimizing the dynamic response of the mechanical parts. Proven sound deadening materials have been selected and particular care has been taken to eliminate vibration. To meet environmental requirements the machine is available in various versions – battery powered, L.G.P. and petrol or diesel.

SAFETY AS A DESIGN PHILOSOPHY

La 100 Elite has been designed to meet the highest safety standards. The machine is equipped with mechanical braking to the front wheels, audible reverse warning and is fitted with 4.00/8" heavy duty tyres that ensures maximum stability.

TOTAL ACCESS TO ALL THE MACHINE'S COMPONENTS

Comfy doors activated by gas springs enable a total access to the machine components, that permit an easy detection of the diverse components. The main broom can also be changed without the use of tools.

CHASSIS STRENGTH

The chassis is manufactured from high quality electro welded steel for maximum strength. The finished unit is fully coated with a special primer and finished with a high resistant polyester powder paint.

MANEUVERABILITY

The 100 Elite is highly maneuverable with an outside turning circle of approx. 2.6 meters.



LOVE FOR DETAILS CREATED TO WORK ALWAYS BETTER EVERYWHERE



The last innovation of DULEVO is the new 100 Elite which improve the technical characteristics and the design of the glorious 90, sold in thousands models all around the world. The 100 Elite is robust, reliable and silent. The 100 Elite meets perfectly all kind of industrial cleaning and hygiene. The 100 Elite has been designed to improve the quality of the work conditions and place. The direct-throw sweeping system that is applied to the complete DULEVO sweeper range is at the heart of the 100 Elite. The collection system starts with the side broom(s) which transfer dust and debris towards the center of the machine where a large diameter cylindrical main broom throws everything forward into the waste hopper which is equipped of a waste compress system inside the hopper in order to increase its capacity. Fine dust is also drawn directly into the waste hopper by a powerful vacuum system which is created by a high efficiency fan and a heavy duty filter ensures that only clean air is exhausted back into the environment.





INDUSTRIAL SWEEPERS



From a compact 1000 mm sweep path "walk-behind" unit up to a giant 5 m hopper capacity fully hydraulically operated model, a range that can meet all industrial requirements. Available in battery, petrol, L.P.G. and diesel powered versions.



Dulevo, design and technology for a cleaner world

DULEVO is known as a leading international manufacturer of a wide range of industrial sweepers, street cleaning equipment and scrubber driers and is a force in all major market sectors. The company's continual dedication to quality has made it possible to obtain the prestigious UNI EN ISO 9001/2000 certification of the Det Norske Veritas. Over 25 years of design and manufacturing experience have enabled Dulevo to remain at the forefront of technology and to consolidate its position as a world-wide market leader. A network of importers and authorized dealers provides sales and service support for DULEVO products in Italy and all major countries of the world. Every day hundreds of people work to ensure that DULEVO is a prime force in all of its chosen markets.



STREET CLEANING EQUIPMENT



AUTO SCRUBBER-DRIERS



COMMERCIAL SWEEPERS



 **DULEVO**[®]
INTERNATIONAL